Greenwood Propagation of Grape

(For Muscadine & Bunch Grapes)

1. Start with actively growing shoots.

Discard tip and small leaves.

Cut into 2-node sections using sharp clippers.

Make top cut above the top node.

Make bottom cut *through* the bottom node.

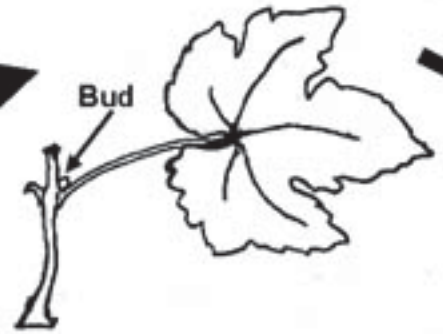

2. 2-node cutting w. bud.

IMPORTANT: Leaf must remain attached for successful rooting! Do all steps quickly!

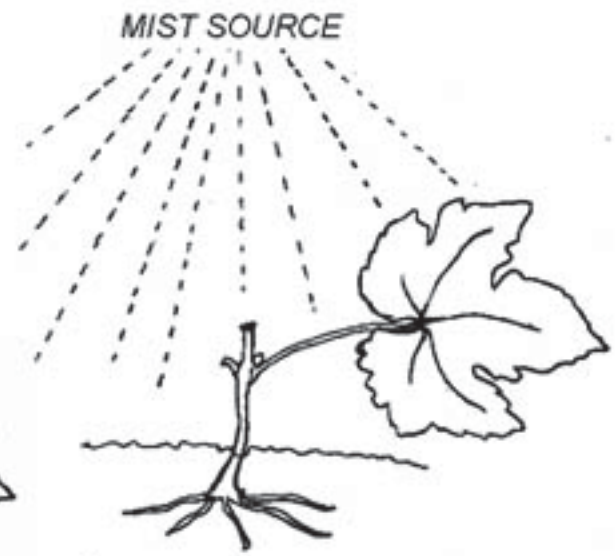

3. Cutting rooted in mist bed.
(This process takes about 2 weeks)

Note: The mist bed should create an area with diffuse light, low air flow & high humidity.

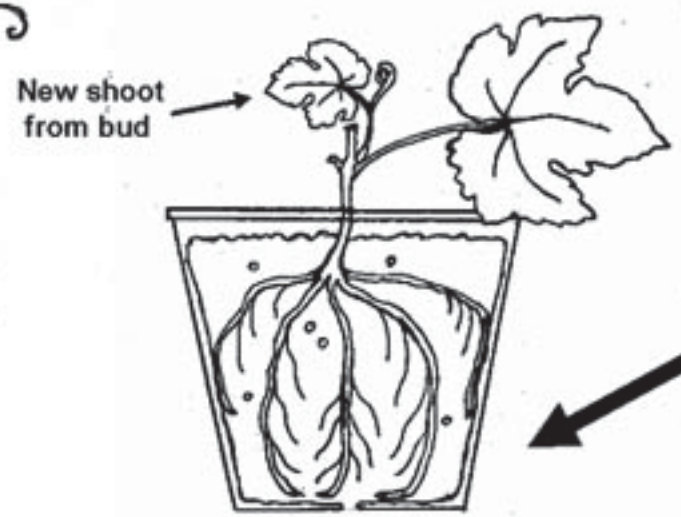

4. Transplant cutting to potting soil when roots have developed.

K.T. Kelley & D.J. Gray
MREC/IFAS/UF Feb. 2003