

Training and Pruning a Mango Orchard to Improve Blooming, Architecture and Yield in South Florida.

Noris Ledesma, PhD.
Curator of Tropical Fruit



EXPLORING, EXPLAINING AND CONSERVING THE WORLD OF TROPICAL PLANTS

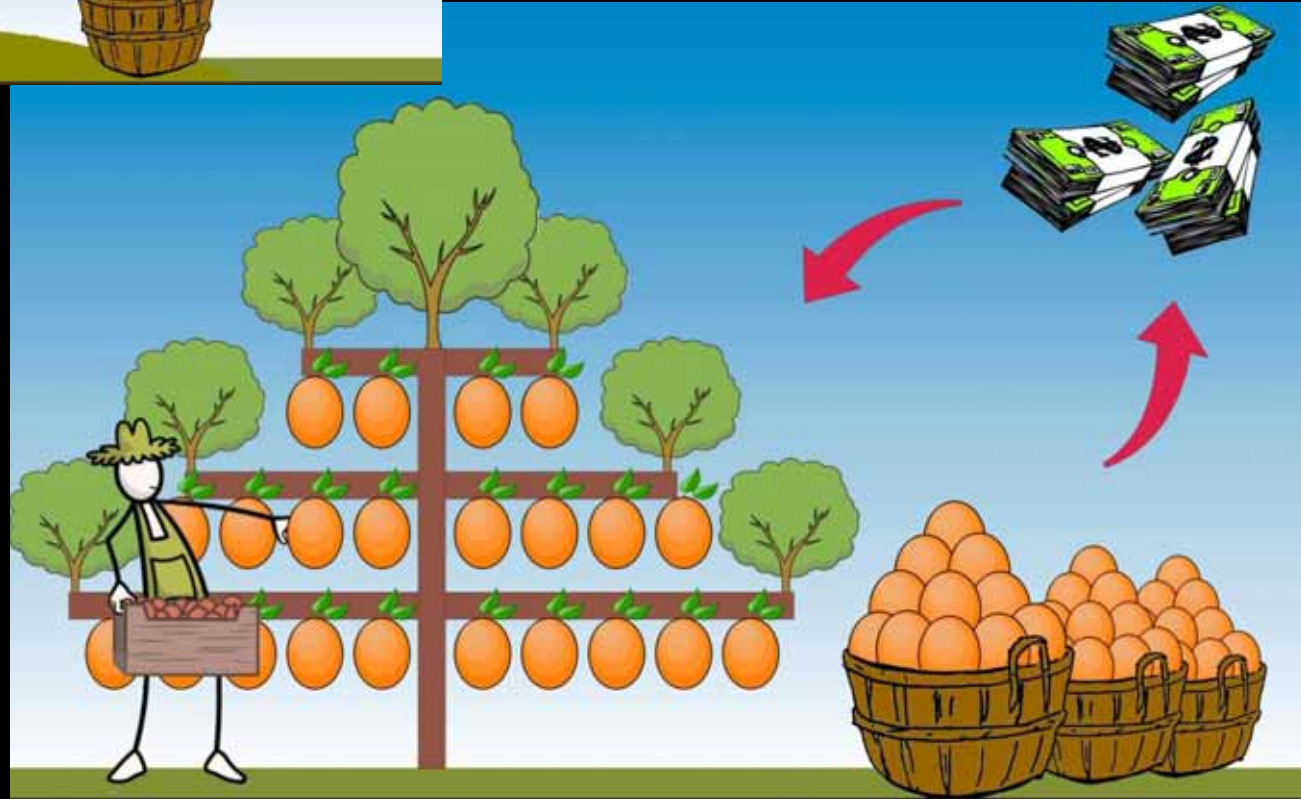
FAIRCHILD TROPICAL BOTANIC GARDEN

www.fairchildgarden.org

Trees left unpruned









Clones Vs Seedlings

India



Birth place of the mango





Philippines





Peru









Puerto Rico







Australia











Canarias Island Spain







| | | | |
|-------------------|-------|---------|--|
| OBST & GEMÜSE | | TRETTER | |
| 060 | Mali | HKL. 1 | |
| Valencia-Flagware | | | |
| Mango | | | |
| 1 kg | 18.95 | € | |



| | | | |
|---------------|-----------|---------|--|
| OBST & GEMÜSE | | TRETTER | |
| 060 | Brasilien | HKL. 1 | |
| Palmer | | | |
| Mango | | | |
| 1 kg | 11.95 | € | |

Japan
















How do I prune?



Tools should be sharp clean



Formative pruning of young trees



The first pruning should be done removing terminal bud.



Tipping begin in the first year and continue for the life of the tree...



increase the number of lateral branches



Heading / Tipping

Tipping is critical in the first four years and results in the formation of a mango “bush”.

Trees should be tipped every 20 inches.



Trees can be trained after planting to increase flower and fruit production



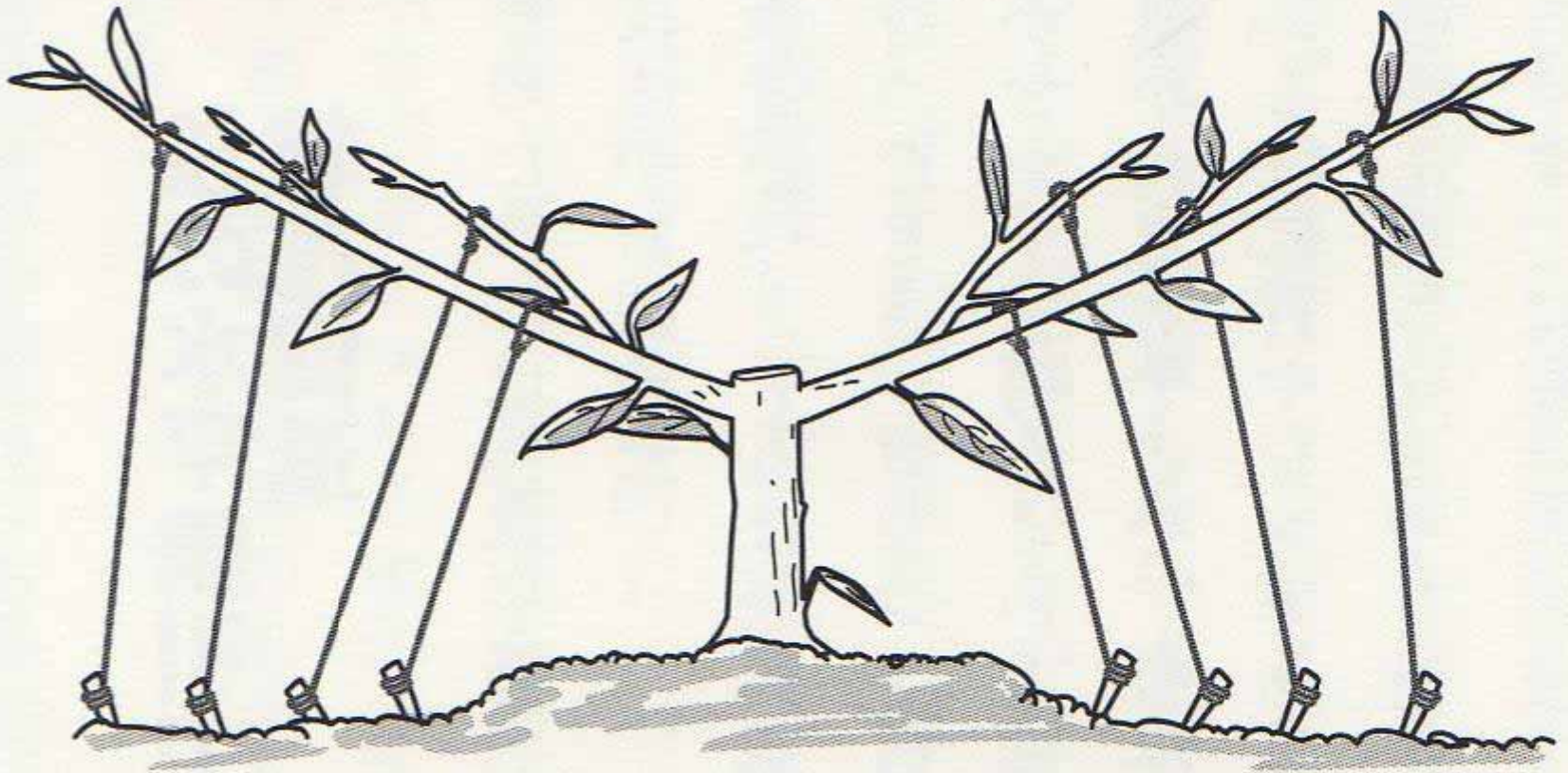
Pruning maintains the health, productivity and size of the trees.



Open the canopy to light and air movement and spray penetration



Branch arching with weights











Annually thin major limbs within the canopy will improve fruit color, disease and production.



Why Prune:

- Control size
- Encourage new growth (shaping, thinning)
- Give space / light to other plants.
- Improve air flow and balance.
- Increase vigor
- Improve flowering then yield

Old Mango tree = unproductive



provide the stratification and balance for the rest of its life



Pruning should be your main horticultural practice.

- Start young with formative pruning
- Cut terminal bud
- Increase the number of lateral branches (Tipping)
- Open the canopy to light and air movement and spray penetration
- Remove dead or damaged branches and stems
- Make a transversal cut and avoid tearing
- Pruning mean balance
- Use highly detailed pruning and shaping



When to pruned:

**Timing. Generally,
after harvest.**

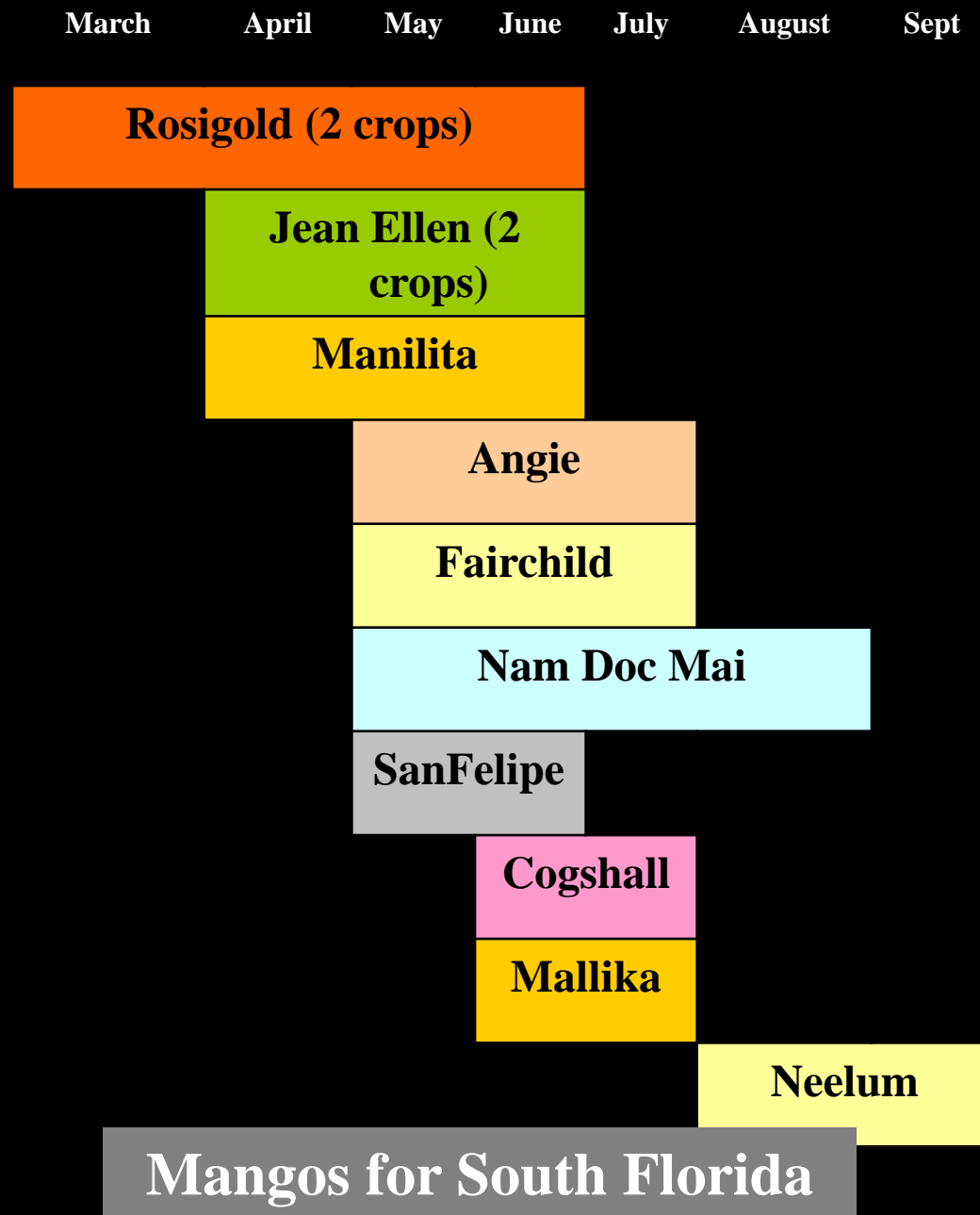
**Heavy pruning is best
done in end March with
proper conditions.**



How much to prune?
Consider your
purpose!

Some considerations about mango cultivars:

- Vigor
- Season
- Growth pastern





**The Fairchild Farm serves as the headquarters for the activities of
Tropical Fruit Program.
14885 SW 248 St, Homestead FL 33032**

Thank you

